




	LAST 10 RACES												2010+ FORM																																			
	DETAILS												COLOUR KEY :  TURF  AW  NH		GOING GRID		DISTANCE GRID		CLASS & COURSE																													
	DT	C	D	G	Cl	Ta	Ts	SP	WT	WD	H	OR	P	FINISHING POSITIONS		ADJUSTED FORM		FS	SD	SS	SL	FM	GD	GS	SH	2M+	1M6+	1M5+	1M4+	1M3+	1M2+	1M1+	1M+	7F+	<7F	100	95	90	85	80	75	70	65	60	CRSE			
8 Clansman (8) Nicholls, Mr Jack (7) Bailey, Liam OR : 74 13	0324	CLM	14.0	SD	68	0.2	0.2	41	133	3	68	2						FS								2M+											100											
	0424	THI	12.0	HV	77	14.2	19.0	4	129	0	69	1						SD								1M6+											95											
	0424	RIP	14.0	HV	81	14.8		1.62	142	0	74	1			9.5			SD								1M5+											90											
	0424	NOT	16.0	SF	65	6.8	11.8	2.1	143	11	7	80	2					SS								1M4+											85											
	0424	RIP	16.0	SF	77	4.5	7.4	4.5	139	12		81	3					SL								1M3+											80											
	0924	CHS	12.5	SF	81	4.9	10.1	12	164	5		81	6				W									1M2+											75											
	0924	RIP	16.0	SF	76	0.6	3.5	12	142	11		80	6				W								FM												70											
	1024	CAT	12.0	SF	81	5.5	9.6	26	135	9		78	5				W								GD														65									
	1024	CAT	12.0	SF	77	4.2	8.1	8.5	136	15		-1	76	7				W								GS																						
	0425	CLM	14.0	SD	86	-1.2	-1.1	81	124	-8		74	5					SH								<7F																						
9 Destinado (6) Paetel, Mason (7) Owen, J P OR : 73 V 13	1124	SOU	12.0	SD	63	-0.5	2.6	8	132	0	3	58	1				FS								2M+																							
	1124	WOL	12.0	SD	70	-0.1	3.2	6	128	-9	6	63	6				SD								1M6+																							
	1124	LIN	13.0	SD	66	0.1	2.4	11	132	0	7	63	1				SD								1M5+																							
	1224	LIN	16.0	SD	72	-0.1	4.7	6	135	-2	3	71	4				SS								1M4+																							
	1224	SOU	12.0	SD	79	-0.4	2.8	15	125	-9		71	3				SL								1M3+																							
	1224	WOL	14.0	SD	70	0.0	2.9	6	136	2		71	7				W								1M2+																							
	0225	WOL	9.5	SD	76	1.5	4.9	23	148	-7	7	70	9				FM								1M1+																							
	0325	WOL	9.5	SD	78	1.4	4.8	26	133	3		68	8				GD								1M+																							
	0325	DON	10.5	GS	73	1.2	4.5	23	129	0	7	66	1				GS								7F+																							
	0425	LIN	12.0	SD	75	-1.3	0.8	41	122	-8	7	71	2				R								SH																							
10 The Dancing Poet (2) Farmer, Shay (7) Ellison, B OR : 71 C 18	0424	CAT	12.0	SF	56	0.6	4.4	10	132	14	62	8					FS								2M+																							
	0524	MUS	12.5	GD	65	3.9	6.8	10	132	0	62	1					SD								1M6+																							
	0524	DON	12.0	GF	67	0.9	4.1	10	132	8		65	5				W								1M5+																							
	0624	CAT	12.0	GS	70	0.8	4.7	3.13	156	0	65	1					SS								1M4+																							
	0624	HAM	13.0	GF	67	1.8	5.2	7	155	0	5	69	5				SL								1M3+																							
	0824	CAT	12.0	GF	72	-3.4	0.3	17	153	-1	3	70	2				W								1M2+																							
	0924	CAT	14.0	SF	74	2.7	5.9	3	146	0	5	70	1				FM								1M1+																							
	1024	CAT	12.0	SF	72	3.0	6.9	11	134	6	7	74	5				W								1M+																							
	0325	NWC	10.0	SD	82	1.4		67	131	4	74	7					W								GS																							
	0425	MUS	12.5	GD	78	-0.1	2.8	67	129	-1	72	11					SH								<7F																							

15:35 Southwell

01/05/2025

Heggs Next Generation Fillies Novice Stakes (GBB Race) 5f

Going: Standard

8 Runners

	LAST 10 RACES														2010+ FORM																																					
	DETAILS										COLOUR KEY : ■ TURF ■ AW ■ NH				GOING GRID			DISTANCE GRID			CLASS & COURSE																															
	DT	C	D	G	Cl	Ta	Ts	SP	WT	WD	H	OR	P	FINISHING POSITIONS				ADJUSTED FORM				FS	SF	SD	SS	SL	FM	GD	GS	SH	2M+	1M4+	1M2+	1M+	7.5F+	7F+	6.5F+	6F+	5.5F+	5F+	CRSE											
1 Bint Elnadim Star (IRE) (8) Osborne, Saffie Tate, James OR : 0 38	0325	WOL	5.0	SD	84	-1.8	0.8	9.5	126	-7		5																																								
	2 Honest Courtesan (IRE) (7) Coughlan, Laura (3) Watson, Archie OR : 0 C 28	0425	CLM	5.0	SD	74	-1.5	-1.7	7	124	0		3																																							
3 Lokma (2) Whelan, Trevor Sangster, Ollie OR : 0 10		0325	WOL	6.0	SD	76	-1.8	1.6	34	128	0		5																																							
	0425	KEM	6.0	SS	76	-1.4	0.7	51	125	-5		5																																								
4 Marajito (6) Hardie, Cameron Easterby, T D OR : 0 14	0424	THI	5.0	SF	98	6.2	8.9	23	128	0		4																																								
	0425	RIP	6.0	GD	43	-1.1	2.6	11	123	2		7																																								
5 Money Pockets (4) Keenan, Darragh Dunne, M OR : 0 376	0424	THI	5.0	SF	98	6.2	8.9	29	128	0		7																																								
	6 Musical Angel (5) Probert, David Balding, A M OR : 0 258	0724	ASC	6.0	GD	85	2.9	5.1	4.33	128	0		2																																							
0824		NBY	6.0	GD	90	-3.0	0.6	3.5	128	0		3																																								
7 Nad Alishba Snow (IRE) (3) McDonald, P J Cowell, R M H OR : 74 -1 243	0524	BEV	5.0	GF	91	-2.2	1.8	29	125	-5		2																																								
	0624	BEV	5.0	GF	84	1.3	5.4	9	128	3		4																																								
	0624	ASC	6.0	GF	108	-1.4	0.7	81	128	0		13																																								
	0824	HAY	6.0	GD	76	-1.6	2.3	13	134	4		78	5																																							
	0824	LIN	5.0	SD	84	1.4	3.2	6	128	0		-3	76	2																																						

LAST 10 RACES													2010+ FORM																							
DETAILS													COLOUR KEY : ■ TURF ■ AW ■ NH																							
DT	C	D	G	Cl	Ta	Ts	SP	WT	WD	H	OR	P	FINISHING POSITIONS						ADJUSTED FORM						GOING GRID				DISTANCE GRID				CLASS & COURSE			
0624	KEM	6.0	SS	92	0.5	2.7	23	128	0			6	■						■						■				■				■			
0325	WOL	5.0	SD	84	-1.8	0.8	4.5	126	-7			3	■						■						■				■				■			
0425	SOU	6.0	SD	84	-2.1	0.8	4.33	130	-7			2	■						■						■				■				■			

8 Vamp 3-9-2

(1) 4

● Cosgrave, Pat

● Hughes, Richard

OR : 75 23

		LAST 10 RACES											2010+ FORM																											
		DETAILS											COLOUR KEY : TURF AW NH																											
		DT C D G CI Ta Ts SP WT WD H OR P											FINISHING POSITIONS					ADJUSTED FORM					GOING GRID			DISTANCE GRID			CLASS & COURSE											
8 Apache Canyon (IRE) 4-9-1 (7) Sanderson, Benjamin 34 Allan, Miss Louise OR : 61 123	0824	CLM	8.0	SD	94	0.7	0.7	101	133	0								5																	90					
	0824	CLM	8.0	SD	92	-1.6	-1.7	201	133	0									6																					
	0924	LIN	8.0	SD	71	-0.3	2.6	41	135	0									8																					
	0924	CLM	8.0	SD	72	-2.8	-2.8	51	134	1									3																					
	1024	WOL	9.5	SD	64	-1.6	1.6	17	129	-5									3																					
	1024	WOL	8.5	SD	63	-0.5	3.4	11	134	1									5																					
	1024	SOU	11.0	SD	65	-0.9	2.9	12	124	0									1																					
	1124	SOU	12.0	SD	67	-1.5	1.6	4.5	135	1									7																					
	1124	LIN	10.0	SD	66	1.2	4.5	19	132	6									11																					
	1224	SOU	12.0	SD	69	-0.7	2.4	19	130	-5									11																					
	1022	SOU	7.0	SD	74	-3.7	-0.8	5	135	4									2																					
	1122	NWC	7.0	SS	69	1.1		4.33	132	2									4																					
1222	SOU	8.0	SD	71	-3.1	1.0	4	132	2									5																						
0523	THI	8.0	SF	72	4.8	10.2	5	140	0									1																						
0623	DON	8.0	GD	66	-2.0	1.5	5.5	139	10									9																						
0723	NOT	8.5	SF	81	2.0	7.0	5	139	-5									7																						
0824	RED	8.0	GF	79	-4.5	-1.1	41	128	0									9																						
0125	SOU	8.0	SD	71	-1.4	2.7	41	135	4									10																						
0325	SOU	8.0	SD	68	-2.2	1.9	29	131	-1									4																						
0425	SOU	8.0	SD	60	-3.2	0.9	5.5	135	7									2																						

		LAST 10 RACES													2010+ FORM																
		DETAILS										COLOUR KEY : ■ TURF ■ AW ■ NH			FINISHING POSITIONS				ADJUSTED FORM				GOING GRID			DISTANCE GRID			CLASS & COURSE		
DT	C	D	G	CI	Ta	Ts	SP	WT	WD	H	OR	P																			
8 Bellagio Man (IRE)		0125	NWC	6.0	SD	74	0.7	12	123	-7	5	63	2																		
(6)		0125	SOU	6.0	SD	62	-2.0	0.9	4.5	129	6	5	64	5																	
Hardie, Cameron		0225	NWC	6.0	SD	70	2.1		5	126	-6	5	64	2																	
Brittain, Antony		0225	NWC	6.0	SD	67	0.5		8.5	129	-1	5	64	6																	
OR : 61 C 13		0325	NWC	6.0	SD	70	0.5		21	126	-9	5	64	3																	
		0325	NWC	6.0	SD	76	0.2		12	121	-11	5	64	6																	
		0325	NWC	7.0	SD	69	4.3		12	125	-7	5	63	5																	
		0325	NWC	6.0	SD	74	2.4		7	129	-2		62	3																	
		0425	CLM	7.0	SD	67	-0.3	-0.1	29	132	-3		62	12																	
9 Cooperation (IRE)		0724	NBY	6.0	GS	63	-0.5	3.3	13	137	5	3	68	7																	
(5)		0724	NOT	6.0	GS	67	-1.0	2.3	34	135	9		68	7																	
Probert, David		0824	EPS	6.0	GD	79	-1.0	1.8	12	123	-8	-1	65	6																	
Appleby, M		0824	GDW	6.0	GS	66	1.4	4.7	7.5	133	-3	5	65	7																	
OR : 59 H 63		0924	WOL	6.0	SD	65	0.8	4.3	11	130	-7	7	62	3																	
		1124	WOL	5.0	SD	64	-1.8	0.8	3	133	1		60	9																	
		0125	SOU	6.0	SD	60	-1.5	1.4	8.5	135	1		58	2																	
		0225	WOL	6.0	SD	56	0.6	4.1	3.25	135	5		60	2																	
		0225	NWC	6.0	SD	70	-0.3		11	127	-7		60	11																	
		0225	CLM	6.0	SS	66	-1.7	-0.6	12	133	-1		60	8																	
10 Beneficiary		1224	SOU	5.0	SD	65	-4.3	-1.8	4	130	-4		55	9																	
(1)		0125	SOU	6.0	SD	58	-1.4	1.6	10	131	0		54	1																	
Paetel, Mason (7)		0125	NWC	5.0	SD	60	1.0		4.5	139	5		59	2																	
Bailey, Liam		0125	NWC	6.0	SD	65	1.3		4.5	132	-3		57	2																	
OR : 57 B 29		0125	NWC	5.0	SD	63	-0.2		4	134	0		59	1																	
		0225	NWC	6.0	SD	70	2.1		8	123	-9	7	63	5																	
		0225	NWC	5.0	SD	75	-1.4		10	130	-5		63	5																	
		0225	NWC	5.0	SD	72	0.6		4.33	133	4		62	7																	
		0325	NWC	6.0	SD	60	-0.7		19	134	7		60	6																	
		0425	MUS	5.0	GD	57	-1.4	1.6	6	134	5		59	8																	