

TRAP	DST	DTE	TP	GA	GD	WT	PN	FN	COMMENTS	SEC TIME	SECTIONAL TIMES	POSITION AT 1ST BEND	CALC TM	CALCULATED TIMES	C	G	O	ADJ TM	ADJUSTED TIMES
1	275	2112	1	0	D3	30.4	2-3-	3rd	rls,mon	-			16.52					16.52	
	480	1412	1	-10	A2	30.4	4555	5th	rls,bmp1,crd3	3.69			29.21				99.00		
	480	3011	1	-10	A2	30.5	2333	3rd	rls,crdmup,mon	3.59			28.75				99.00		
	275	2311	1	-50	D2	30.4	5-3-	3rd	saw,rls,crd2,(ht)	-			16.62		▼		16.49		
	480	0911	1	0	A2	30.5	5434	5th	saw,rls,crd1,handy1/2	3.70			29.05				99.00		
2	275	3112	1	0	D3	31.9	2-2-	2nd	ep,rls,ahandy	-			16.60				16.60		
	275	2112	1	0	D3	31.9	1-4-	1st	rls,fnwll	-			16.62		▶		16.62		
	275	1412	1	0	T2	32.1	1-2-	2nd	rls,ld-1,mon	-			16.60		▶	T	16.71		
	480	0712	1	-20	A5	32.2	6666	6th	rls,lckdep,fnrcmp	3.76			-				99.00		
	480	0312	2	-10	T3	32.2	1111	2nd	ep,rls,ld-min	3.61			29.53			T	99.00		
3	275	0401	5	10	D3	31.8	3-1-	1st	mid,bdblk1,ld1/2	-			17.29				16.97		
	275	1212	4	-10	D3	32.8	1-3-	3rd	ep,mid,ld-1/2	-			16.83				16.83		
	275	0512	4	-10	D2	33.1	2-4-	4th	ep,mid,crd1	-			16.99		▼		16.86		
	275	3011	4	-5	D2	33.3	6-5-	6th	saw,mid,crd1	-			16.88		▼		16.75		
	275	2011	3	-10	D3	32.3	1-1-	1st	ep,mid,snld	-			16.37				16.37		
4	275	3112	4	-5	T3	30.8	1-1-	1st	ep,mid,ald	-			16.51				16.62		
	275	2112	4	0	D3	30.5	2-1-	2nd	ep,mid,snld-nrln	-			16.64				16.64		
	275	1412	4	0	T3	30.1	2-2-	2nd	ep,mid,mvdoff2	-			16.60				16.51		
	275	3011	5	-10	OR	29.7	6-6-	6th	saw,mid,blk2	-			16.96				16.56		
	460	1711	5	0	A2	29.6	6655	5th	saw,crd1	5.83			30.18				99.00		
5	260	2912	5	0	OR	36.6	4-2-	2nd	saw,mid,bmprin	-			16.56				99.00		
	275	2412	6	0	T3	36.8	1-1-	1st	ep,mid-w,ald	-			16.52				16.63		
	275	1712	6	-5	T3	36.7	1-1-	1st	ep,mid-w,ald	-			16.49				16.60		
	366DD	0811	3	0	S4	35.5	5-6-	6th	vsaw,outp	7.54			22.07				99.00		
	366DD	1810	4	0	S2	35.0	4-3-	5th	saw,bmprin	7.51			22.12				99.00		
6	275	0701	5	-5	D3	39.2	4-1-	1st	saw,w,ep,ld1	-			16.49				16.49		
	275	2112	6	0	D3	39.3	5-3-	4th	msdbrk,ep,ch12,bmprin	-			16.82				16.72		
	275	1212	6	-10	D3	39.7	5-2-	2nd	saw,ep,w	-			16.89				16.89		
	275	2611	6	-15	T3	39.3	3-3-	3rd	saw,ep,w	-			16.97				17.08		
	275	1109	5	-10	T3	40.0	1-2-	3rd	w,ld-1/2,ckd	-			17.30				17.06		

BEST RECENT TIMES :

TRAP	NAME	BRT	SEASON	SEC TIME	SECTIONAL TIMES	POSITION AT 1ST BEND	CALC TM	CALCULATED TIMES	ADJ TM	ADJUSTED TIMES
1	Lissan Bro	16.52	21/12				16.52		16.49	
2	Havana Ebony	16.55	28/11				16.60		16.60	
3	Vaunt Lad	16.37	20/11				16.37		16.37	
4	Caseys Tip Off	16.51	31/12				16.51		16.51	
5	Lifes Big Boy (W)	16.49	17/12				16.49		16.60	
6	Do It Paddy (W)	16.49	07/01				16.49		16.49	

AVERAGE TIMES :

TRAP	NAME	DESC	AGE	TRAINER	SEC TIME	SECTIONAL TIMES	POSITION AT 1ST BEND	CALC TM	CALCULATED TIMES	ADJ TM	ADJUSTED TIMES
1	Lissan Bro	bebdw	4 - 5	D Acott				16.57		16.51	
2	Havana Ebony	bk b	4 - 10	S Deakin (Nottingham)				16.61		16.64	
3	Vaunt Lad	bk d	5 - 9	I Walker				16.87		16.76	
4	Caseys Tip Off	f d	2 - 11	S Atkinson				16.68		16.58	
5	Lifes Big Boy (W)	bk d	3 - 1	K Harrison				16.51		16.62	
6	Do It Paddy (W)	fw d	3 - 7	S Deakin (Nottingham)				16.89		16.85	

TRAP	DST	DTE	TP	GA	GD	WT	PN	FN	COMMENTS	SEC TIME	SECTIONAL TIMES	POSITION AT 1ST BEND	CALC TM	CALCULATED TIMES	C	G	O	ADJ TM	ADJUSTED TIMES
1	480	0401	1	0	A4	26.6	2555	4th	crdstt&1/4,rls,mon	3.65			29.11					28.85	
	480	2412	1	0	A4	27.4	2222	2nd	rls,crd1&3/4,monwll	3.58			29.26					29.00	
	480	1012	1	0	A4	27.9	3554	5th	ep,rls,hitrls&blk1	3.61			29.58					29.03	
	480	0412	1	-10	T3	27.6	1111	1st	rls,ald	3.67			29.33				T	29.44	
	275	3011	1	-5	T2	27.4	2-2	2nd	rls,clrm	-			16.76				T	99.00	
2	480	0401	3	0	A4	28.4	6432	2nd	chlmin,fcd-ck&bmp	3.63			29.05					28.65	
	480	1912	2	0	A6	28.7	2111	1st	ep,rls-mid,crd&ld1,drewclr	3.62			28.95					28.98	
	480	1112	3	0	A6	28.7	2433	2nd	bmp1,fcd-ck4,mon	3.64			29.45					29.21	
	480	3011	2	-10	A6	28.9	5443	4th	saw,rls-mid,bmp1&2&4,mon	3.72			29.85					29.71	
	480	2111	1	-20	A6	29.3	5442	2nd	saw,rls-mid,crd1&3,mon	3.69			29.34					29.24	
3	480	0401	1	20	A3	30.0	4456	5th	saw,rls-mid,crd3	3.66			29.28					29.09	
	480	2812	3	0	A3	0.0	0	NR	non arrival	-			-					99.00	
	480	2112	1	0	T3	29.9	3333	3rd	rls-mid,clrm	3.69			28.98				T	29.09	
	275	1412	3	0	OR	30.2	4-5	6th	mid,bdblck2	-			16.84					99.00	
	260	0812	2	0	OR	30.4	3-4	3rd	fcd-ck1,bmpmin	-			16.60					99.00	
4	480	0201	4	0	A4	32.3	3556	1st	mid,crd&fcd-ck3,strfn	3.60			29.16					28.73	
	480	1912	4	0	A4	32.1	3454	4th	mid,mon	3.63			29.18					29.18	
	480	1212	4	-20	A4	32.2	3443	5th	mid,crd&fcd-ckw1,mon	3.65			29.23					28.80	
	480	2311	4	-80	A5	31.7	2311	1st	ep,mid,crd1,crd&ld3,(ht)	-			29.42				G	29.35	
	480	1611	4	0	A6	32.1	3552	1st	mid,crd3/4,fnwll	3.62			29.19					29.22	
5	480	0201	5	10	A4	33.6	2224	5th	ep,mid-w,handy-3,crd4&rnin	3.58			29.18					28.92	
	480	2812	5	0	A3	34.3	1122	3rd	ep,mid-w,ld-3	3.50			29.18					29.12	
	480	1912	5	-10	A3	34.3	5434	4th	saw,mid,ep,bmp1,crd2	3.61			29.63					29.34	
	480	2111	5	-20	A3	33.7	1111	2nd	ep,mid,snld-nrtn	3.51			29.01					28.95	
	480	1411	3	-10	A2	33.4	5445	6th	saw,mid,crd&bmp1	3.65			29.59					29.20	
6	480	0401	6	0	A4	25.2	3223	3rd	ep,w,ahandy	3.57			29.09					29.09	
	480	2612	6	-10	A4	25.2	2112	3rd	ep,w,ld1-4	3.65			29.32					29.32	
	480	1912	5	0	A4	25.2	2113	6th	ep,w,displd-4	3.57			29.36					29.36	
	480	1412	5	0	A5	24.4	3211	1st	ep,w,ld3	3.57			29.09					29.15	
	480	0712	6	-20	A5	24.5	3435	5th	ep,w,bmp4	3.65			29.62					29.58	

BEST RECENT TIMES :

TRAP	NAME	BRT	SEASON	SEC TIME	SECTIONAL TIMES	POSITION AT 1ST BEND	CALC TM	CALCULATED TIMES	ADJ TM	ADJUSTED TIMES
1	Lightfoot Sparta	29.11	04/01	Ssn 09Jul24 (26W)	3.58		29.11		28.85	
2	Inca Tailor	28.95	19/12		3.62		28.95		28.65	
3	Caseys Lee Elena	28.98	21/12		3.66		28.98		29.09	
4	Flyhigh Flash	29.16	02/01		3.60		29.16		28.73	
5	Lynnia Sixty Two	29.01	21/11		3.50		29.01		28.92	
	Skinnylittlemiss (W)	29.09	04/01	SsnSupp	3.57		29.09		29.09	

AVERAGE TIMES :

TRAP	NAME	DESC	AGE	TRAINER	SEC TIME	SECTIONAL TIMES	POSITION AT 1ST BEND	CALC TM	CALCULATED TIMES	ADJ TM	ADJUSTED TIMES
1	Lightfoot Sparta	bk b	2 - 7	K Harrison	3.63			29.32		29.08	
2	Inca Tailor	f b	1 - 8	P Barlow	3.66			29.33		29.16	
3	Caseys Lee Elena	bk d	3 - 4	S Atkinson	3.68			29.13		29.09	
4	Flyhigh Flash	bk d	2 - 6	I Walker	3.63			29.24		29.06	
5	Lynnia Sixty Two	bkw d	2 - 5	M T Field (Sheffield)	3.57			29.32		29.11	
	Skinnylittlemiss (W)	bd b	2 - 4	S Deakin (Nottingham)	3.60			29.30		29.30	































































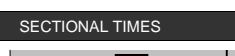











































TRAP	DST	DTE	TP	GA	GD	WT	PN	FN	COMMENTS	SEC TIME	SECTIONAL TIMES	POSITION AT 1ST BEND	CALC TM	CALCULATED TIMES	C	G	O	ADJ TM	ADJUSTED TIMES
1	480	3112	2	0	A2	35.2	6324	5th	msdbrk,ep,rls-mid,handy1/2	3.61			29.22					29.07	
	275	1412	2	0	D1	34.6	2-6-	5th	ep,rls-mid,crd&fcd-ck1	-			16.62				99.00		
	480	0512	3	-20	A2	33.8	3111	1st	ep,mid-rls,ld1/4,hldon	3.57			28.74				28.59		
	480	2811	3	-10	A2	33.9	1111	1st	ep,mid-rls,ald	3.50			28.88				28.73		
	275	1911	3	-20	D2	33.3	3-1-	1st	ep,mid-rls,ld1/2	-			16.36				99.00		
2	480	2812	1	0	A3	28.5	4433	2nd	saw,rls,bmp1,mon	3.67			29.00		▶			28.75	
	480	2112	2	0	A5	28.0	5511	1st	rls,ld3,fnwll	3.70			28.89		▶		28.74		
	480	1712	2	0	A5	27.6	4644	2nd	saw,rls-mid,monwll	3.72			29.23				29.08		
	480	1112	1	0	A5	28.3	6645	4th	saw,rls,bmp1,fcd-ck3,mon	3.72			29.53			▶	28.98		
	480	0512	2	-20	A4	28.4	4335	5th	crd&bmp1,fcd-ck3/4	3.68			29.62		▶		28.94		
3	480	0201	4	20	A1	34.2	3222	1st	ep,mid,fnwll	3.53			28.55		▶			28.40	
	480	2112	4	-10	A1	34.0	3656	5th	mid,blk1	3.58			29.04				28.64		
	480	1212	4	-20	A1	34.1	5221	1st	ep,mid,snhandy,ld4	3.61			28.59				28.44		
	480	3011	3	-20	A1	34.0	4654	3rd	crdrnup,fcd-ck1,mon	3.61			28.95			▶	28.37		
	480	0911	4	0	OR	33.8	5444	4th	saw,mid,fcd-ck3/4,crd4	3.58			28.78				28.35		
4	480	2812	4	0	A3	32.7	1111	1st	ep,mid-rls,ald	3.48			28.74					28.59	
	480	1812	3	20	A4	32.2	1111	1st	ep,mid-rls,ald	3.46			28.97				28.82		
	480	1112	2	0	A3	32.0	4224	4th	ep,rls-mid,crd1,stmb4b	3.62			29.39				28.76		
	480	0412	4	-10	T3	32.5	1111	1st	ep,mid-rls,ald	3.60			29.08			T	29.19		
	480	2611	6	-30	T3	32.8	1111	1st	mid,ald	3.62			29.37			T	29.48		
5	480NT	0601	5	30	OR	30.7	5444	4th	blk&fcdw1	4.15			30.49					99.00	
	480	3112	3	0	A2	30.7	2443	3rd	ep,mid,crd2	3.49			28.86		▶		28.58		
	480	1412	4	0	A3	30.3	1111	1st	ep,mid,ald,hldon	3.50			28.74				28.59		
	480	0712	4	-30	A2	30.4	5355	5th	mid,bdbmp1,blk2	3.62			30.02				29.45		
	480MM	1611	3	10	OR	30.7	5332	2nd	mid,crd1,mon	4.55			29.26				99.00		
6	480	0201	2	0	T3	32.2	1111	1st	ep,mid,mvdooff&ld1	3.63			28.83					28.74	
	480	2812	4	0	T3	32.5	1111	1st	ep,mid,ald	3.59			28.94			T	29.05		
	480TH	1611	6	-20	A7	31.8	0	1st	0	1.89			29.13				99.00		
	480KK	3010	2	-30	T2	33.2	0	1st	mid	-			30.09			T	99.00		
	302TH	1709	4	-10	T2	33.6	0	1st	0	-			18.52			T	99.00		

BEST RECENT TIMES :















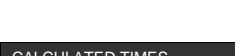



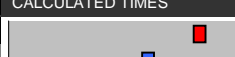





TRAP	NAME	BRT	SEASON	SEC TIME	SECTIONAL TIMES	POSITION AT 1ST BEND	CALC TM	CALCULATED TIMES	ADJ TM	ADJUSTED TIMES
1	Diglake Stel	28.74	05/12	3.50			28.74		28.59	
2	Jennywins	28.89	21/12	3.67			28.89		28.74	
3	Art Beat	(M) 28.55	02/01	3.53			28.55		28.35	
4	Lynnia Isak	(M) 28.74	28/12	3.46			28.74		28.59	
5	Oswoald	(M) 28.74	14/12	3.49			28.74		28.58	
Inspector	Inspector	(W) 28.83	02/01	3.59			28.83		28.74	

AVERAGE TIMES :














TRAP	NAME	DESC	AGE	TRAINER	SEC TIME	SECTIONAL TIMES	POSITION AT 1ST BEND	CALC TM	CALCULATED TIMES	ADJ TM	ADJUSTED TIMES
1	Diglake Stel	bk d	2 - 4	J Hall	3.56			28.95		28.80	
2	Jennywins	bk b	1 - 11	C A Williams	3.70			29.25		28.90	
3	Art Beat	(M) bk d	2 - 4	J Lambe	3.58			28.78		28.44	
4	Lynnia Isak	(M) bk d	2 - 1	M T Field (Sheffield)	3.56			29.11		28.97	
5	Oswoald	(M) bk d	2 - 7	K Harrison	3.54			29.21		28.87	
Inspector	Inspector	(W) wbe d	1 - 6	D Butler	3.61			28.89		28.90	

TRAP	DST	DTE	TP	GA	GD	WT	PN	FN	COMMENTS	SEC TIME	SECTIONAL TIMES	POSITION AT 1ST BEND	CALC TM	CALCULATED TIMES	C	G	O	ADJ TM	ADJUSTED TIMES
1	706NC	2712	3	0	OR	32.5	3112	2nd	ld-3	17.23			43.78					99.00	
	640NC	1212	2	-30	T	32.7	0	0	rls	13.68			39.29			T	99.00		
	480	0512	1	-20	A2	33.3	6444	4th	saw,rls,crd3,mon	3.70			28.93					28.80	
	660	3011	1	-30	OR	33.2	4222	1st	rls,snhandy,fnwll	13.83			40.63				99.00		
	480	2011	1	-10	A3	32.7	4211	1st	ep,rls,ld3,hdn	3.65			28.66					28.72	
2	480	0201	2	0	A2	33.8	3111	2nd	ep,rls-mid,ld1-nrln	3.52			28.86					28.86	
	480	2112	2	0	A2	33.2	3355	5th	ep,rls-mid,blk1&2	3.56			29.85					29.35	
	480	1412	2	-10	A2	33.1	1111	1st	ep,rls-mid,ald,hdn	3.49			28.72					28.72	
	480	0512	2	-20	A3	32.9	1111	1st	ep,rls-mid,ald	3.45			28.93					28.99	
	480	2611	2	-30	A3	32.8	3111	2nd	ep,rls-mid,snld-nrln	3.56			28.91					28.97	
3	480	0401	2	20	A3	30.9	1111	1st	ep,rls-mid,ald	3.52			28.68					28.74	
	480	2112	3	0	A3	30.4	2244	4th	ep,mid-rls,fcd-ck1/2,blk3	3.57			29.79					29.30	
	480	1212	2	-20	A2	31.1	1111	4th	ep,rls-mid,ld1-min	3.60			28.92					28.92	
	480	2811	2	-10	A3	31.0	2222	1st	ep,rls-mid,ldnrln	3.57			28.95					29.01	
	480	2311	2	-80	A3	30.6	3223	5th	ep,rls-mid,handy-1/2,(ht)	-			29.34				G	29.40	
4	480	0201	4	0	A2	34.4	5334	5th	saw,mid-w,ep,crd3/4	3.59			28.96					28.83	
	480	1912	4	0	A2	35.3	6654	5th	saw,stmbsst,blk3	3.69			29.43					28.93	
	480	1412	4	-10	A2	34.5	3222	2nd	ep,mid,crd1,chlrlin	3.61			28.73					28.60	
	480	0712	5	-20	A1	34.5	5444	2nd	saw,mid-w,mon	3.60			28.93					28.87	
	480	3011	5	-20	A1	34.3	2333	4th	ep,ckdw1,crd3	3.56			28.99					28.45	
5	480	0201	6	0	A2	32.4	3332	2nd	ep,w,ahandy,chlrlin	3.62			28.83					28.83	
	480	2812	6	0	A2	32.0	5555	5th	vsaw,stmbsst,w	3.81			29.23					28.98	
	480	1912	6	0	A3	32.2	4333	2nd	saw,w,monwll	3.63			28.67					28.73	
	480	1412	6	0	A3	32.3	6555	5th	w,crd1,mon	3.69			28.99					28.92	
	480	0512	6	-20	A3	32.5	5555	5th	saw,w,crd1/4,mon	3.62			29.03					28.96	
6	480	0401	6	0	A1	32.4	4666	5th	saw,w,ep,bmp1	3.55			29.09					28.93	
	480	2812	6	-10	A1	32.5	4444	4th	saw,w,mon	3.57			28.80					28.74	
	480	2112	6	-10	A1	32.5	6565	4th	vsaw,w,fcd-ck2,mon	3.75			28.88					28.52	
	480	1412	6	0	A1	32.5	5333	2nd	ep,w,mon	3.56			28.62					28.56	
480	3011	6	-20	A1	32.9	6565	5th	saw,w	3.63			29.05					28.99		

BEST RECENT TIMES :

TRAP	NAME	BRT	SEASON	SEC TIME	SECTIONAL TIMES	POSITION AT 1ST BEND	CALC TM	CALCULATED TIMES	ADJ TM	ADJUSTED TIMES
1	Swift Jafar	28.66	20/11	3.65			28.66		28.72	
2	Darley Panther	28.72	14/12	3.45			28.72		28.72	
3	Rapido Steve	28.68	04/01	3.52			28.68		28.74	
4	Devilgate Joe	28.71	12/10	3.56			28.73		28.45	
5	Freedom Session	(W) 28.67	19/12	3.62			28.67		28.73	
6	Narcos Pablo	(W) 28.57	09/11	3.55			28.62		28.52	

AVERAGE TIMES :

TRAP	NAME	DESC	AGE	TRAINER	SEC TIME	SECTIONAL TIMES	POSITION AT 1ST BEND	CALC TM	CALCULATED TIMES	ADJ TM	ADJUSTED TIMES
1	Swift Jafar	be d	2 - 5	P Barlow	3.68			28.80		28.76	
2	Darley Panther	bk d	2 - 1	J Hall	3.52			29.05		28.98	
3	Rapido Steve	bk d	3 - 4	I Walker	3.57			29.14		29.07	
4	Devilgate Joe	bk d	2 - 7	J Lambe	3.61						

TRAP	DST	DTE	TP	GA	GD	WT	PN	FN	COMMENTS	SEC TIME	SECTIONAL TIMES	POSITION AT 1ST BEND	CALC TM	CALCULATED TIMES	C	G	O	ADJ TM	ADJUSTED TIMES
1	480	0401	1	0	A6	32.7	6656	3rd	lckdep,fcd-ck3,mon	3.73			29.88					29.52	
	480	2812	1	0	A6	32.9	2333	2nd	rls,mon	3.70			29.27					29.21	
	480	1912	4	0	HP	32.9	5664	4th	(r2) saw,rls,crd3,mon	-			29.73				H	99.00	
	480	1212	2	-10	A6	33.1	2665	4th	rls-mid,eased1&3,mon	3.72			29.67					29.61	
	480	0512	1	-20	A6	32.9	6443	2nd	rls,lckdep,mon	3.73			29.31					29.25	
2	480	2612	2	-10	A8	27.5	3111	1st	ep,rls-mid,ld1/4	3.69			29.44					29.50	
	480	1712	3	10	A8	27.0	1111	2nd	ep,mid-rls,ld-nrln	3.64			29.54					29.60	
	480	1112	2	0	A8	27.2	4333	2nd	saw,rls-mid,blk1/4,mon	3.73			29.86					29.67	
	480	0412	2	-10	A8	26.8	3443	4th	rls-mid,eased1	3.73			29.95					30.01	
	480	2711	2	-40	A8	26.8	3524	4th	eased1,chl&crd3,crd4	3.75			30.71					30.64	
3	480	2412	2	0	A6	27.6	3355	5th	rls-mid,crd&ld1-2,crd1/4	3.69			30.20					30.01	
	480	1712	3	-10	T3	28.3	1111	2nd	mid,ld-nrln	3.62			29.61				T	29.72	
	480	1012	6	-10	T3	29.0	3322	2nd	saw,mid-rls,blk2	3.76			29.89				T	29.75	
	0	0001	0	0	0	0.0	0	0	0	-			-					99.00	
4	480	0401	4	10	A7	32.0	6654	4th	vsaw,mid	3.83			29.94					29.94	
	480	2112	3	-10	A7	32.8	5666	5th	saw,mid,fcd-ck1/4&4	3.78			29.96					29.36	
	480	1212	4	-20	A7	33.4	5655	4th	saw,mid,fcd-ck1/4&3	3.78			29.69					29.09	
	480	0512	3	-20	T3	33.1	3322	2nd	mid,clrrn	3.75			29.83				T	29.94	
	480	1411	3	0	T3	32.4	3333	2nd	stmbstt,mid	3.78			30.19				T	30.05	
5	480	3112	4	0	A7	28.5	6654	3rd	saw,mid,blkmp,crd2	3.78			29.88					29.50	
	480	2112	4	-10	A7	28.5	4322	3rd	mid,crd1,chl&blkmin	3.71			29.50					29.12	
	480	0712	5	-10	A7	28.6	4333	3rd	saw,crd&fcd-ck1,mon	3.72			29.92					29.49	
	480	2811	3	-10	HP	28.5	5455	6th	(r8) vsaw,blk2	-			29.84				H	99.00	
	480	1611	5	0	A6	28.4	6665	4th	vsaw,mid-w,mon	3.79			29.53					29.47	
6	480	0401	6	10	A7	31.8	3233	3rd	ep,w,handy-1/2	3.63			29.93					29.93	
	480	2812	6	0	A7	32.3	4233	3rd	ep,w,snhandy	3.61			29.83					29.83	
	480	2112	6	-10	A7	31.8	1134	4th	ep,w,ld-1/2,bdimp4	3.61			29.92					29.52	
	480	1212	6	-20	A7	31.7	1334	5th	ep,w,ld-2	3.60			29.85					29.85	
480	0512	6	-20	A6	31.5	3334	4th	ep,w,clrrn	3.60			29.59					29.53		

BEST RECENT TIMES :

TRAP	NAME	BRT	SEASON	SEC TIME	SECTIONAL TIMES	POSITION AT 1ST BEND	CALC TM	CALCULATED TIMES	ADJ TM	ADJUSTED TIMES
1	Silverhill Duke	29.27	28/12	3.70			29.27		29.21	
2	Flyhigh Birdseye	29.44	26/12	3.64			29.44		29.50	
3	Untold Solana	29.61	17/12	3.62			29.61		29.72	
4	Caseys Mickel	29.69	12/12	3.75			29.69		29.09	
5	Kilwest Ruby	29.49	05/11	3.71			29.50		29.12	
	Drumcrow Andi	(W) 29.49	23/11	3.60			29.59		29.52	

AVERAGE TIMES :

TRAP	NAME	DESC	AGE	TRAINER	SEC TIME	SECTIONAL TIMES	POSITION AT 1ST BEND	CALC TM	CALCULATED TIMES	ADJ TM	ADJUSTED TIMES
1	Silverhill Duke	wbk d	2 - 5	E J Blunt	3.72			29.53		29.40	
2	Flyhigh Birdseye	bkw b	3 - 5	I Walker	3.71			29.90		29.88	
3	Untold Solana	be b	1 - 6	E J Blunt	3.69			29.90		29.83	
4	Caseys Mickel	f d	2 - 8	S Atkinson	3.78			29.92		29.68	
5	Kilwest Ruby	bk b	1 - 9	P A Harmes	3.75			29.71		29.40	
	Drumcrow Andi	(W) bk d	4 - 4	S Deakin (Nottingham)	3.61			29.82		29.73	

TRAP	DST	DTE	TP	GA	GD	WT	PN	FN	COMMENTS	SEC TIME	SECTIONAL TIMES	POSITION AT 1ST BEND	CALC TM	CALCULATED TIMES	C	G	O	ADJ TM	ADJUSTED TIMES
1	275	1412	1	0	D3	28.3	3-5-	6th	ep,rls,fcd-ck1	-			17.29					16.99	
	275	1012	1	-5	D3	28.5	3-1-	1st	ep,rls,ld2	-			16.59					16.59	
	275	0312	1	0	D3	28.5	5-5-	5th	saw,rls,fcd-ck1	-			16.72					16.42	
	275	2711	1	-10	D3	28.4	2-2-	2nd	ep,rls,chl&crd1	-			16.71					16.58	
	275	1911	1	-20	D3	27.9	1-1-	2nd	ep,rls,snld-nrln	-			16.49					16.49	
2	275	3112	3	0	D3	26.4	2-1-	1st	ep,mid-rls,crd1,ld2	-			16.65					16.52	
	275	1712	3	0	D3	25.8	5-4-	4th	mid,clrrn	-			16.81					16.81	
	275	1112	2	-5	T3	26.3	1-1-	1st	rls-mid,ald	-			16.64				T	16.75	
	275	0512	2	-10	T3	26.6	2-2-	2nd	saw,rls-mid,mon	-			17.00				T	17.11	
	0	0001	0	0	0	0.0	0	0	0	-			-					99.00	
3	275	2812	4	0	D3	27.8	4-4-	5th	saw,mid,fcd-ck1	-			16.73					16.43	
	275	1412	4	0	D3	27.7	5-3-	3rd	saw,ep,mid	-			16.71					16.71	
	275	2311	5	-50	D3	27.8	5-3-	3rd	saw,ep,chl&crd1,(ht)	-			16.98					16.85	
	275	1611	4	0	D3	27.7	5-5-	3rd	ep,mid,crd1/2	-			16.90					16.77	
	275	0911	5	0	D3	27.8	2-5-	4th	mid,crd1/2	-			16.75					16.62	
4	275	0201	4	0	D4	26.5	1-1-	1st	ep,mid,ald	-			16.73					16.73	
	275	1712	4	5	D4	26.1	5-4-	6th	crd&blk1,w,fr2	-			17.39					17.01	
	275	1012	4	-5	T3	25.8	2-2-	2nd	mid,mvdoff1/2	-			17.05				T	16.96	
	275	0312	2	-5	T3	25.3	2-2-	3rd	mid,crd1	-			17.05				T	17.03	
	275	2611	3	-15	T	25.4	0	0	saw,mid	-			17.07				T	17.15	
5	275	0201	5	0	D3	0.0	0	NR	non arrival	-			-					99.00	
	275	2612	5	-5	D3	30.5	2-3-	2nd	ep,mid-w,ahandy,chlmin	-			16.63					16.63	
	275	1912	5	0	D3	29.7	4-3-	2nd	ep,mid-w,ahandy	-			16.53					16.53	
	275	1412	5	0	D3	30.1	4-4-	4th	saw,ep,mid-w	-			16.83					16.83	
	275	0512	5	-10	D3	29.2	4-1-	4th	ep,mid-w,ld1-2	-			16.73					16.73	
6	275	0701	6	0	D3	34.7	2-2-	1st	ep,w,ld2	-			16.54					16.54	
	275	3112	6	0	D3	35.2	4-4-	3rd	ep,w,ahandy	-			16.77					16.77	
	275	2112	6	0	D3	34.7	5-4-	5th	w,crd1&1/2	-			16.88					16.62	
	275	1212	6	-10	D3	34.8	6-6-	6th	saw,w,crd1	-			17.05					16.92	
	275	1611	5	0	D3	34.5	6-3-	1st	saw,w,ep,ld2	-			16.56					16.56	

BEST RECENT TIMES :

TRAP	NAME	BRT	SEASON	SEC TIME	SECTIONAL TIMES	POSITION AT 1ST BEND	CALC TM	CALCULATED TIMES	ADJ TM	ADJUSTED TIMES
1	Token Rule	16.49	19/11	SsnSupp			16.49		16.42	
2	Ardmayle Croga	16.64	11/12				16.64		16.52	
3	Halcrow Boogie	16.41	16/10				16.71		16.43	
4	Heathmill Penny	16.73	02/01				16.73		16.73	
5	Caseys Herbie	(W) 16.53	19/12				16.53		16.53	
6	Malbay Oscar	(W) 16.50	29/10				16.54		16.54	

AVERAGE TIMES :

TRAP	NAME	DESC	AGE	TRAINER	SEC TIME	SECTIONAL TIMES	POSITION AT 1ST BEND	CALC TM	CALCULATED TIMES	ADJ TM	ADJUSTED TIMES
1	Token Rule	bew b	4 - 1	S Deakin (Nottingham)				16.76		16.61	
2	Ardmayle Croga	be b	1 - 7	E J Blunt				16.78		16.80	
3	Halcrow Boogie	bk b	4 - 3	J Bateson				16.81		16.68	
4	Heathmill Penny	bk b	1 - 5	P Meek				17.06		16.98	
5	Caseys Herbie	(W) bk d	3 - 4	S Atkinson				16.68		16.68	
6	Malbay Oscar	(W) bk d	4 - 0	S Deakin (Nottingham)				16.76		16.68	

TRAP	DST	DTE	TP	GA	GD	WT	PN	FN	COMMENTS	SEC TIME	SECTIONAL TIMES	POSITION AT 1ST BEND	CALC TM	CALCULATED TIMES	C	G	O	ADJ TM	ADJUSTED TIMES
1	305NT	0601	1	10	OR	32.0	2-1-	1st	snld,rls	-			17.93					99.00	
	400RM	2712	3	0	OR3	32.1	2222	3rd	ep,rls	3.73			24.32					99.00	
	305NT	2312	3	10	OR	31.5	1-1-	1st	qaw,ald,rls-mid	-			17.95					99.00	
	275	1210	3	-10	OR2	31.0	1-3-	4th	ep,mid-rls,crd1&1/2&2	-			16.51				16.12		
	275	2109	2	-15	OR3	31.1	3-4-	2nd	ep,rls-mid,chl&fcd-ckrmin	-			16.26				15.96		
2	275	0201	2	0	T	36.6	0	0	ep,mid	-			15.99				T	16.07	
	275	3011	1	-10	OR	35.9	5-5-	4th	vsaw,mid,mon	-			16.66					16.66	
	275	1611	2	0	OR	35.7	5-5-	5th	saw,rls-mid,blk1	-			16.55					16.30	
	275	0911	2	-5	T	35.4	0	0	ep,rls-mid	-			16.06				T	16.14	
	275	1210	2	-10	OR2	35.5	6-6-	6th	vsaw,rls-mid	-			16.56					16.56	
3	275	3112	1	-5	D2	36.9	2-1-	1st	ep,rls,ld1	-			16.35					16.20	
	275	1412	1	0	D1	37.0	4-2-	3rd	ep,rls,crd1	-			16.57					16.29	
	275	0712	2	-10	OR	36.9	2-3-	3rd	ep,rls-mid,blk1,crd2	-			17.17					16.79	
	275	0312	2	-5	D2	36.6	2-1-	1st	ep,rls-mid,crd&ld1	-			16.33					16.05	
	275	2611	1	-15	D3	36.4	1-1-	1st	ep,rls,ald	-			16.47					16.32	
4	435PG	2212	4	-10	T4	29.4	2222	3rd	mid,chl-4	5.52			26.54				T	99.00	
	435PG	1011	6	-10	T3	29.5	1111	1st	mid-w,ldrnup	5.55			26.39				T	99.00	
	245PG	0311	6	5	T	29.5	0	0	w	-			14.75				T	99.00	
	290NC	2409	3	0	T	30.5	0	0	mid	-			17.37				T	99.00	
	0	0001	0	0	0	30.9	0	0	NO COMPARABLE FORM	-			-					99.00	
5	275	0401	4	5	D2	32.3	3-2-	2nd	ep,mid,handyfr1/2	-			16.22					16.07	
	275	2112	3	-5	D1	32.4	6-5-	4th	saw,mid,blk1/2	-			16.39					15.99	
	275	1412	3	0	D1	32.3	3-3-	2nd	ep,mid,crd1	-			16.39					16.11	
	480	0712	4	-20	A1	32.5	4222	4th	ep,mid,handy-3	3.59			29.19					99.00	
	480	2811	5	-20	A1	31.5	4333	4th	saw,ep,mid,crd1&3/4	3.54			28.74					99.00	
6	480	2112	6	-10	A1	30.7	6666	6th	vsaw,w	3.68			29.27					99.00	
	480	1412	6	-10	OR	30.6	6655	4th	saw,ep,blkw1,crd2	3.63			29.06					99.00	
	275	0712	6	-5	OR	30.3	6-5-	5th	saw,w,crd1/2	-			16.39					16.26	
	275	2811	6	-10	T3	30.8	2-2-	1st	ep,w,ld2	-			16.30				T	16.41	
	480	1611	5	0	OR	30.2	5555	5th	saw,w,fncrmp	3.69			29.51					99.00	

BEST RECENT TIMES :

TRAP	NAME	BRT	SEASON	SEC TIME	SECTIONAL TIMES	POSITION AT 1ST BEND	CALC TM	CALCULATED TIMES	ADJ TM	ADJUSTED TIMES
1	Maughera Ace	16.51	12/10				16.26		15.96	
2	Cappaneale Rocky	15.99	02/01				15.99		16.07	
3	Kilwest Prince	16.33	03/12				16.33		16.05	
4	My Friend John (M)									
5	Scarsdale Pronto (M)	16.22	04/01				16.22		15.99	
	Trouble Shooter (W)	16.19	05/11				16.30		16.26	

AVERAGE TIMES :

TRAP	NAME	DESC	AGE	TRAINER	SEC TIME	SECTIONAL TIMES	POSITION AT 1ST BEND	CALC TM	CALCULATED TIMES	ADJ TM	ADJUSTED TIMES
1	Maughera Ace	bk d	2 - 11	R Taberner (Monmore)				16.39		16.04	
2	Cappaneale Rocky	bkw d	3 - 4	J Lambe				16.36		16.35	
3	Kilwest Prince	be d	3 - 5	K Harrison				16.58		16.33	
4	My Friend John (M)	bk d	2 - 3	P Richardson (Pelaw Grange)							
5	Scarsdale Pronto (M)	bd d	2 - 5	P Meek				16.33		16.06	
	Trouble Shooter (W)	be d	3 - 4	P A Harmes				16.35		16.34	

TRAP	DST	DTE	TP	GA	GD	WT	PN	FN	COMMENTS	SEC TIME	SECTIONAL TIMES	POSITION AT 1ST BEND	CALC TM	CALCULATED TIMES	C	G	O	ADJ TM	ADJUSTED TIMES
1	480	0401	1	20	A2	33.3	3111	1st	ep,rls,bmp&ld1	3.59			28.71					28.46	
	480	2112	1	0	A2	33.3	4111	2nd	ep,rls,blk&ld1-nrln	3.57			28.98					28.58	
	480	0712	1	-30	A2	32.9	3111	1st	rls,bmp&ld1	3.63			28.92					28.67	
	480	3011	2	-10	A2	32.7	3211	2nd	ep,crdmup,bmp1,ld1/2-nrln	3.59			28.65					28.27	
	480	2311	1	-80	A1	32.8	3223	3rd	ep,rls,crd1,(ht)	-			29.12				G	28.84	
2	590PG	0101	1	0	OR	34.8	2111	3rd	ep,rls,ld2-min	14.80			36.83					99.00	
	435PG	2612	1	30	OR	34.5	5433	2nd	rls,crd1	5.58			25.99					99.00	
	435PG	1512	1	30	OR	33.6	5344	3rd	rls,crdstt,ch12-crd1/2&3	5.50			26.33					99.00	
	480	0404	3	-10	T1	34.6	0	0	saw,mid	3.75			29.18				T	29.26	
	NR	0001	PP	0	0	0.0	0	0	NR	-			-					99.00	
3	575RM	0301	2	40	OR	31.8	3345	6th	rls,bmp1&2&3	13.74			36.54					99.00	
	480MM	2112	1	-10	A1	31.2	5555	4th	saw,rls,crd1&4	4.60			29.57					99.00	
	630MM	1412	2	0	S1	30.5	0	0	0	-			-					99.00	
	480MM	0512	1	-20	A1	30.7	4334	4th	rls,crdstt&3/4	4.47			28.95					99.00	
	0	0001	0	0	0	31.0	0	0	NO COMPARABLE FORM	-			-					99.00	
4	480NT	0601	3	30	OR	31.5	1111	2nd	qaw,ld-4,mid	3.93			29.58					99.00	
	480	2112	4	0	A2	31.3	1533	3rd	ep,mid,blk&stmb1b,rnon	3.52			29.38					28.63	
	480	0512	4	-20	T3	31.7	1111	1st	ep,mid,ald	3.48			28.76				T	28.87	
	275	3011	3	-5	T2	31.1	2-2-	2nd	mid,clrrn	-			16.65				T	99.00	
	480	2208	3	0	A2	30.3	3566	6th	mid,fcd-ck1	3.64			29.28					28.83	
5	480	0201	3	20	A1	31.3	1111	2nd	ep,mid,ld-nrln	3.46			28.59					28.44	
	480	2112	5	-10	A1	31.1	1222	2nd	ep,mid,snhandy	3.53			28.75					28.60	
	480	1412	2	0	A1	30.9	4444	4th	rls-mid,fcd-ck1	3.62			29.16					28.71	
	480	0712	1	-10	OR	31.2	6665	5th	vsaw,rls-mid,fcd-ckstt	3.75			29.14					28.84	
	480	0001	3	-20	A1	31.6	1111	2nd	ep,mid-rls,ld-rin	3.48			28.62					28.47	
6	500HV	3012	5	-10	T3	35.3	1122	2nd	ep,mid-w,ld-2,blk	3.65			29.57				T	99.00	
	500HV	2112	6	20	OR3	35.4	4555	5th	mid-w,blk1&4	3.65			30.37					99.00	
	500HV	1612	6	-20	T	35.6	0	0	mid-w	3.70			29.63				T	99.00	
	500HV	0712	6	-10	T	35.6	0	0	mid-w	3.57			29.64				T	99.00	
	0	0001	0	0	0	35.4	0	0	NO COMPARABLE FORM	-			-					99.00	

BEST RECENT TIMES :

TRAP	NAME	BRT	SEASON	SEC TIME	SECTIONAL TIMES	POSITION AT 1ST BEND	CALC TM	CALCULATED TIMES	ADJ TM	ADJUSTED TIMES
1	Swift Maxwell	28.65	30/11	3.57			28.65		28.27	
2	Longacres Romeo			3.75			29.18		29.26	
3	Ravenswell Aero									
4	Lightfoot Ricky (M)	28.76	05/12	3.48			28.76		28.63	
5	Lynnia Wanderer (M)	28.42	09/11	3.46			28.59		28.44	
8	Rioja Woody (W)									

AVERAGE TIMES :

TRAP	NAME	DESC	AGE	TRAINER	SEC TIME	SECTIONAL TIMES	POSITION AT 1ST BEND	CALC TM	CALCULATED TIMES	ADJ TM	ADJUSTED TIMES
1	Swift Maxwell	bd d	2 - 4	J Hall	3.60			28.88		28.56	
2	Longacres Romeo	be d	2 - 5	P Richardson (Pelaw Grange)	3.75			29.18		29.26	
3	Ravenswell Aero	be d	2 - 4	R Taberner (Monmore)							
4	Lightfoot Ricky (M)	bk d	2 - 6	K Harrison	3.55			29.14		28.78	
5	Lynnia Wanderer (M)	bk d	2 - 8	M T Field (Sheffield)	3.57			28.85		28.61	
8	Rioja Woody (W)	bk d	3 - 0	P Richardson (Pelaw Grange)							

TRAP	DST	DTE	TP	GA	GD	WT	PN	FN	COMMENTS	SEC TIME	SECTIONAL TIMES	POSITION AT 1ST BEND	CALC TM	CALCULATED TIMES	C	G	O	ADJ TM	ADJUSTED TIMES
1	480	2812	1	0	A2	36.0	4333	4th	saw,rls-mid,crd1/2	3.66			29.01					28.82	
	480	2112	1	0	A3	36.1	4321	1st	rls,blk&ld3	3.64			29.15					28.90	
	480	1412	1	0	A3	36.0	3322	2nd	rls,monwll	3.70			28.78					28.78	
	480	0712	2	-20	A3	36.3	4542	2nd	saw,rls,crd3,mon	3.76			29.16					29.03	
	480	3011	1	-20	A4	36.2	4212	1st	saw,rls,crd3/4,fnwll	3.67			29.19					29.12	
2	480	2812	2	0	A3	25.8	2343	2nd	rls-mid,clrrn	3.60			29.00					29.00	
	480	1212	2	-20	A4	25.7	2111	1st	rls-mid,crd&ld1	3.65			29.04					28.97	
	645	0812	1	0	OR	0.0	0	NR	non arrival	-			-					99.00	
	480	0312	2	0	A3	26.5	1332	2nd	ep,rls-mid,crd1,ahandy	3.59			28.94					28.81	
	645	1711	1	0	OR	26.6	3112	3rd	ep,ld1-3	16.26			41.45					99.00	
3	480	0401	2	0	A4	35.7	1344	1st	crdstt&1/4,rls-mid,fnwll	3.59			29.01					28.81	
	480	2412	2	0	A4	35.6	2445	4th	rls-mid,crd&fcd-ck3,mon	3.59			29.47					29.10	
	480	1012	6	0	HP	35.7	6665	4th	(scr) mid,mon	-			29.26				H	99.00	
	480	0412	5	-10	HP	35.5	5566	5th	(r2) mid,bmp1,fcd-ck3	-			29.54				H	99.00	
	480	2711	3	-20	A3	35.2	6544	3rd	mid-rls,lckdep,mon	3.68			29.02					29.02	
4	480	2812	3	0	A3	26.7	5666	6th	saw,bmp&crd1,crd3	3.69			29.46					29.23	
	480	1812	4	20	A5	27.3	3111	1st	saw,ep,mid,ld1,drewclr	3.70			28.81					28.97	
	480	1012	4	0	A5	27.1	6443	3rd	vsaw,mid,crd1&2&4,mon	3.85			29.37					29.14	
	480	0312	3	0	A5	27.1	6666	6th	saw,lckdep,mid	3.71			29.56					29.72	
	480	2711	4	-30	T3	27.3	3333	2nd	vsaw,mid	3.85			29.50				T	29.61	
5	480	0201	4	20	A3	38.8	1533	4th	crdrnup&1/4,mid	3.57			29.03					28.77	
	480	2612	4	-10	A3	38.2	6655	5th	mid,crd1,bmp2	3.63			29.41					29.18	
	480	1912	4	0	A2	38.1	2244	4th	ep,mid,handy-3	3.54			29.05					28.99	
	480	1212	5	-20	A2	38.1	4445	5th	mid,crd1,fcd-ck3	3.63			29.22					28.73	
	480	0312	4	0	A3	38.0	4111	1st	ep,mid,crd&ld1	3.56			28.80					28.67	
6	480	0401	6	20	A3	33.9	6665	6th	vsaw,w	3.68			29.36					29.36	
	480	2812	6	0	A3	34.1	6544	4th	vsaw,w,crd1	3.72			29.26					29.13	
	480	1912	6	0	A2	33.3	5455	5th	saw,w,clrrn	3.70			29.27					29.21	
	480	1412	6	-10	A2	33.1	6444	4th	saw,w	3.70			29.17					29.11	
	480	0512	6	-30	A2	33.1	5321	1st	saw,w,ld3/4,mon	3.61			28.91					28.85	

BEST RECENT TIMES :

TRAP	NAME	BRT	SEASON	SEC TIME	SECTIONAL TIMES	POSITION AT 1ST BEND	CALC TM	CALCULATED TIMES	ADJ TM	ADJUSTED TIMES
1	Kilwest Freddie	28.78	14/12	3.64			28.78		28.78	
2	Crystal Chick	28.94	03/12	3.59			28.94		28.81	
3	Heathmill Star	28.78	20/11	3.59			29.01		28.81	
4	Droopys Cardi	28.81	18/12	3.69			28.81		28.97	
5	Shortwood Uno	28.80	03/12	3.54			28.80		28.67	
6	Barnagrane Ed	(W) 28.80	19/10	3.61			28.91		28.85	

AVERAGE TIMES :

TRAP	NAME	DESC	AGE	TRAINER	SEC TIME	SECTIONAL TIMES	POSITION AT 1ST BEND	CALC TM	CALCULATED TIMES	ADJ TM	ADJUSTED TIMES
1	Kilwest Freddie	bk d	1 - 9	J Bateson	3.69			29.06		28.93	
2	Crystal Chick	be b	4 - 8	C A Williams	3.61			28.99		28.93	
3	Heathmill Star	bk d	4 - 3	P Meek	3.62			29.17		28.97	
4	Droopys Cardi	bk b	1 - 5	E J Blunt	3.76			29.34		29.34	
5	Shortwood Uno	bk d	2 - 1	J Hall	3.59			29.10		28.87	
6	Barnagrane Ed	(W) dkbd d	2 - 4	S Deakin (Nottingham)	3.68			29.19		29.13	

TRAP	DST	DTE	TP	GA	GD	WT	PN	FN	COMMENTS	SEC TIME	SECTIONAL TIMES	POSITION AT 1ST BEND	CALC TM	CALCULATED TIMES	C	G	O	ADJ TM	ADJUSTED TIMES
1	480	0401	1	0	A5	24.1	5444	2nd	rls,monwll	3.68			29.21					29.21	
	480	2812	1	-10	A5	24.5	3444	4th	rls,lckdep	3.67			29.46					29.46	
	480	1812	2	0	A5	25.1	1333	2nd	rls,crd1,mon	3.61			29.35					29.35	
	480	1012	2	0	A5	24.9	5554	4th	saw,rls-mid,blk1,fcd-ck4	3.74			29.43					29.43	
	480	0412	3	-10	T3	25.3	2222	2nd	mid-rls,mon	3.69			29.43				T	29.54	
2	480	0201	2	10	A6	26.4	1111	1st	ep,rls-mid,ald	3.52			29.14					29.20	
	480	2412	4	10	HP	26.2	4666	6th	(r6) mid-rls,crd1&2	-			30.11				H	99.00	
	480	1712	1	0	A6	26.5	4444	3rd	rls,crd1,mon	3.58			29.31					29.24	
	480	0312	2	0	A7	26.3	1211	1st	ep,rls,crd1/4,fnwll	3.56			29.28					29.31	
	480	2611	1	-30	HP	26.3	1113	3rd	(r8) ep,rls,ld-3/4,cmagn	-			29.79				H	99.00	
3	480	0401	3	0	T	31.7	0	0	mid	3.67			29.26					29.34	
	480	2412	2	0	A4	31.9	4536	6th	saw,crd1b,blk&fell3	3.61			-					99.00	
	480	1112	3	0	A4	31.8	2233	4th	ep,mid,bmp1,crd2	3.58			29.36					29.07	
	480	3011	2	-20	A4	31.7	3321	2nd	ep,rls-mid,crd&ld3/4-min	3.60			29.25					29.06	
	480	2311	4	-80	A4	31.7	3443	4th	mid,blk1,crd2,(ht)	-			29.69				G	29.25	
4	480	2812	5	0	A6	29.3	1111	1st	ep,mid,snld,fnwll	3.54			29.05					29.11	
	480	0712	5	-10	A6	28.6	4343	4th	mid,crdrmp&1	3.68			29.62					29.42	
	480	2811	4	-20	T2	29.0	1221	1st	mid,ld4	3.57			29.29					29.40	
	480	0510	2	0	A5	29.2	2222	2nd	mid,clrrn	3.65			29.08					29.08	
	480	2609	3	0	A5	29.4	1444	4th	ep,mid-rls,crd&bmpw1	3.65			29.47					29.24	
5	480	3112	5	0	A4	28.1	6665	5th	saw,mid-w,mon	3.69			29.25					29.19	
	480	2412	5	0	A4	27.7	5554	3rd	saw,mid-w,mon	3.69			29.41					29.35	
	480	1712	5	10	A4	27.4	6665	4th	saw,mid-w,crd3	3.77			29.34					29.15	
	480	1112	5	0	A4	27.5	4666	5th	mid-w,blk1	3.62			29.56					29.25	
	480	0312	5	0	A3	27.9	6566	5th	saw,lckdep,mid-w	3.61			29.08					28.92	
6	480	0201	6	0	A4	29.8	5664	4th	saw,w,crd3	3.64			29.32					29.13	
	480	2412	6	0	A4	29.8	6664	4th	vsaw,w,fcd-ck2&3/4	3.63			29.80					29.14	
	480	1012	6	0	A4	29.3	5333	3rd	saw,ep,w	3.66			29.40					29.34	
	480	0312	5	0	A5	29.4	2222	1st	ep,w,ahandy,fnwll	3.55			29.06					29.06	
480	2611	5	-30	A5	29.5	4444	5th	ep,w,crd1	3.64			29.42					29.29		

BEST RECENT TIMES :

TRAP	NAME	BRT	SEASON	SEC TIME	SECTIONAL TIMES	POSITION AT 1ST BEND	CALC TM	CALCULATED TIMES	ADJ TM	ADJUSTED TIMES
1	Lynnia Doll	29.21	04/01	3.61			29.21		28.88	
2	Eagles Honey	29.14	02/01	3.52			29.14		29.20	
3	Flyhigh Rich	29.09	31/10	3.58			29.25		29.06	
4	Colliers Coal	29.05	28/12	3.54			29.05		29.08	
5	Insecure	(W) 29.08	03/12	3.61			29.08		28.92	
6	Knock Voodoo	(W) 29.06	03/12	3.55			29.06		29.06	

AVERAGE TIMES :

TRAP	NAME	DESC	AGE	TRAINER	SEC TIME	SECTIONAL TIMES	POSITION AT 1ST BEND	CALC TM	CALCULATED TIMES	ADJ TM	ADJUSTED TIMES
1	Lynnia Doll	f b	1 - 8	M T Field (Sheffield)	3.68			29.38		29.26	
2	Eagles Honey	be b	2 - 3	S Deakin (Nottingham)	3.55			29.24		29.25	
3	Flyhigh Rich	bk d	2 - 6	I Walker	3.62			29.39		29.18	
4	Colliers Coal	bk d	3 - 1	H H Williams	3.62			29.30		29.25	
5	Insecure	(W) be b	2 - 0	S Deakin (Nottingham)	3.68			29.33		29.17	
6	Knock Voodoo	(W) bd b	3 - 0	K Harrison	3.62			29.40		29.19	